










# FABRICATED STONE ORDER FORM

Account Name: \_\_\_\_\_

Job Name: \_\_\_\_\_ Purchase Order # \_\_\_\_\_

- For **PICKUP**
- For **DELIVERY** To a Jobsite or to a Commercial Dock? \_\_\_\_\_
- Delivery Address: \_\_\_\_\_  
\_\_\_\_\_
- Material & Color Selection: \_\_\_\_\_
- Edge Profile Selection: \_\_\_\_\_

STANDARD					DELUXE	PREMIUM
						
Square Eased	Waterfall	Double Roundover	Bullnose	Appliance End	Bevel	Ogee

Backsplash Required? Yes No Height: \_\_\_\_\_

Sink Type (Circle One)

<i>Drop-In</i>	 <i>Standard Reveal Undermount</i>	 <i>Lip Undermount</i>
----------------	--	--

Sink Material (Circle One) Stainless Steel Cast Iron Other

Sink Manufacturer: \_\_\_\_\_ Model: \_\_\_\_\_

Cutout Size (if Drop-In): \_\_\_\_\_

Range Type (Circle One) Free-standing Slide-in Cooktop

Range Manufacturer: \_\_\_\_\_ Model: \_\_\_\_\_

Cutout Size: \_\_\_\_\_

Downdraft Type (Circle One) Integral Separate/Telescopic

Cutout Size: \_\_\_\_\_